



- For mounting 9442 IS1+ CPU modules and 9445 power modules
- Selector switch for configuring the communication protocol and the station address
- Redundancy for CPU or power module
- Mounting on DIN rail or on mounting plate itself
- Special aluminium profile provides increased stability and heat dissipation
- Extended ambient temperature range from -40 to +75 °C when installed on mounting plate
- Compatible with 9494 IS1+ BusRail

WebCode **9496A**



The 9496 socket is connected to the 9494 IS1+ BusRail and has three slots for the 9442 CPU modules and 9445 power modules. Alternatively, the CPU or power modules can be designed to be redundant. The socket and the BusRail are used to connect the I/O modules to the high-speed data bus and the Ex i power supply. The bus protocol and RS485 address are defined using a rotary switch. The socket is mounted on a DIN rail and can be screwed onto a metal mounting plate for increased ambient loads (vibrations, temperatures up to +75 °C).

	IECEX / ATEX					
	0	1	2	20	21	22
Zone						
Ex interface			•			
Installation in			•			

	NEC® 500 CE Code Appendix J					
	Class I		Class II		Class III	
	1	2	1	2	1	2
Division						
Ex interface		•		•		•
Installation in		•				

	CE Code Section 18					
	NEC® 505 Class I			NEC® 506		
Zone	0	1	2	20	21	22
Ex interface			•			
Installation in			•			

Selection Table				
Installation	Zone 2			
Number of slots	Product Type	Art. No.	Weight	
3	9496/35-03-00	246871	400 g	
4	9496/35-04-00	262392	600 g	

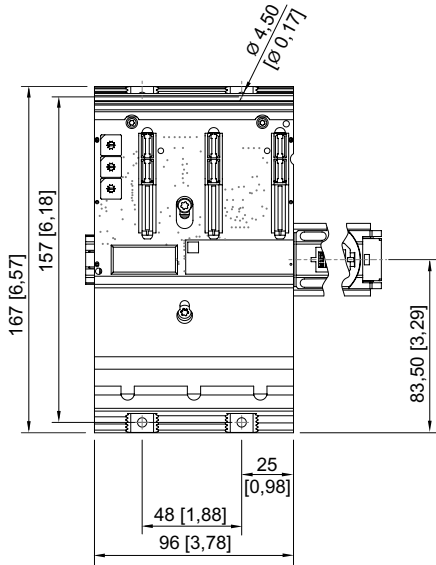
Technical Data			
Variant	9496/35-03-00	9496/35-04-00	
Explosion Protection			
IECEX gas explosion protection	Ex ia IIC T4 Gc	Ex ia IIC T4 Gc	
ATEX gas explosion protection	⊕ II 3 G Ex ia IIC T4 Gc	⊕ II 3 G Ex ia IIC T4 Gc	
Certificates	ATEX (PTB), Canada (FM), China (NEPSI), IECEX (PTB), India (PESO), Korea (KTL), USA (FM)	ATEX (PTB), Canada (FM), China (NEPSI), IECEX (PTB), India (PESO), Korea (KTL), USA (FM)	
Ship approval	ABS, BVIS, EU RO MR (DNV), KR, LR	ABS, BVIS, EU RO MR (DNV), KR, LR	
Electrical Data			
Configuration for redundant supply	1x CPU 9442/35 2x PM 9445/35	1x CPU 9442/35 2x PM 9445/35	
Configuration for redundant communication	2x CPU 9442/35 1x PM 9445/35	2x CPU 9442/35 1x PM 9445/35	
Assignment for redundant system		2x CPU 9442/35 2x PM 9445/35	

Technical Data		
Variant	9496/35-03-00	9496/35-04-00
Electrical Data		
Protocols	EtherNet/IP Modbus TCP PROFIBUS DP V1 PNO red. HART PROFIBUS DP V1 STAHL red. HART PROFINET	EtherNet/IP Modbus TCP PROFIBUS DP V1 PNO red. HART PROFIBUS DP V1 STAHL red. HART PROFINET
Protocol setting	Via rotary switch S1	via S1 rotary switch
Address setting RS485	Via rotary switches S2 and S3 (for Profibus DP and ServiceBus)	Via rotary switches S2 and S3 (for Profibus DP and ServiceBus)
ServiceBus address setting	Identical to RS485 address	Identical to RS485 address
Communication with I/O modules	Via BusRail 9494	Via BusRail 9494
Auxiliary Power		
Nominal voltage	24 V	24 V
Power supply	Via 9445/35 power module	Via 9445/35 power module
Auxiliary power voltage range	19 to 32 V DC	19 to 32 V DC
Max. power consumption	125 W	125 W
Max. power dissipation	0.5 W	0.5 W
Ambient Conditions		
Ambient temperature	-40°C ... +65°C (without mounting plate) -40°C ... +70°C (With 3 mm sheet steel mounting plate) -40°C ... +75°C (With 6 mm aluminium mounting plate)	-40°C ... +65°C (without mounting plate) -40°C ... +70°C (With 3 mm sheet steel mounting plate) -40°C ... +75°C (With 6 mm aluminium mounting plate)
Storage temperature	-40°C ... +80°C	-40°C ... +80°C
Max. operating altitude	< 2000 m	< 2000 m
Max. relative humidity	95% (without condensation)	95% (without condensation)
Mechanical Data		
Degree of protection (IP) (IEC 60529)	IP20	IP20
Module enclosure	Seawater-resistant aluminium	Seawater-resistant aluminium
Fire resistance (UL 94)	V2	V2
Pollutant class	Corresponds to G3	Corresponds to G3
Mounting / Installation		
Mounting type	on NS 35/15 DIN rail (DIN EN 60715) Mounting plate	on NS 35/15 DIN rail (DIN EN 60715) Mounting plate
Mounting orientation	Horizontal Vertical	Horizontal Vertical

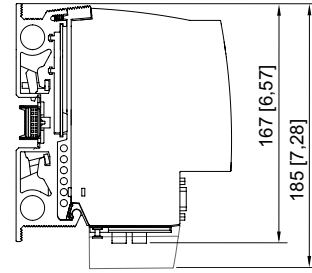
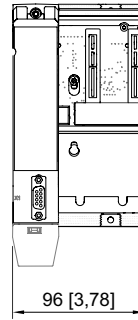
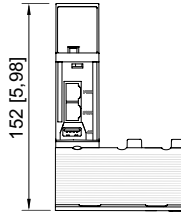
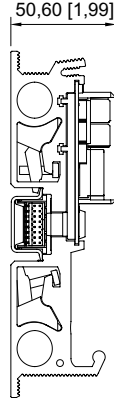
Spare Parts			
Figure	Description	Art. No.	Weight
	Socket Slot Plug Cover		
	-	252731	-

Dimensional Drawings (All Dimensions in mm [inches]) – Subject to Alterations

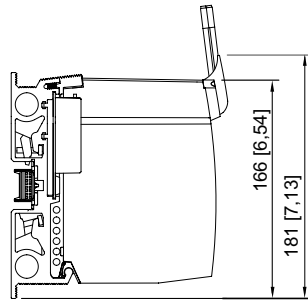
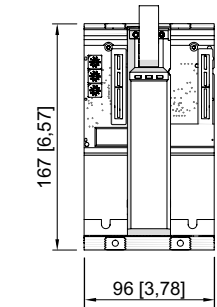
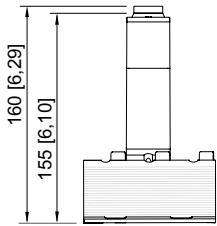
A4



9496/3x-03

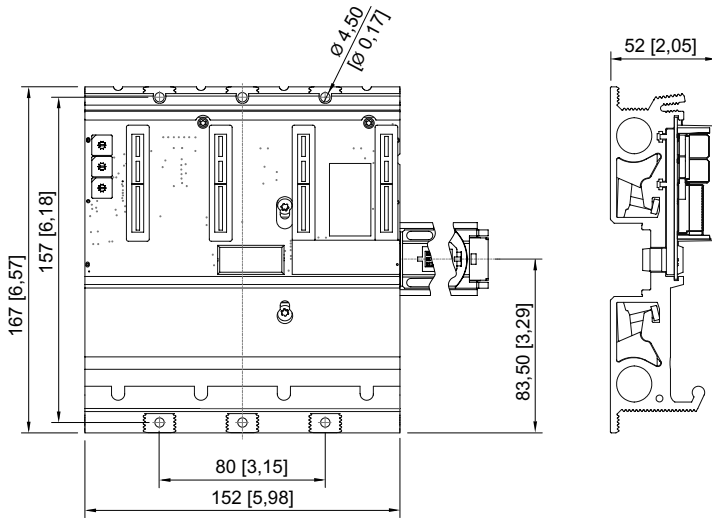


9442/35 CPU module and 9496/35-03-00 socket

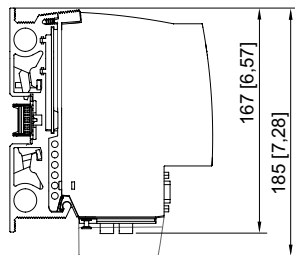
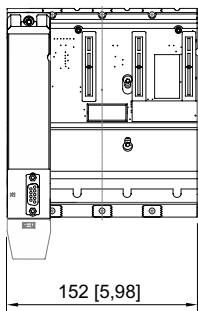
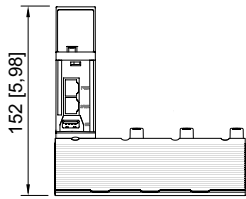


9445/32, 9445/35 power modules and 9496 socket (3 slots)

A4



9496/3x-04



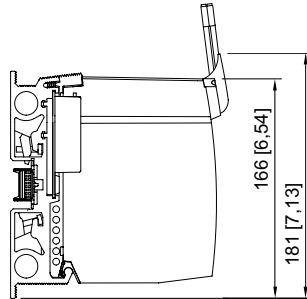
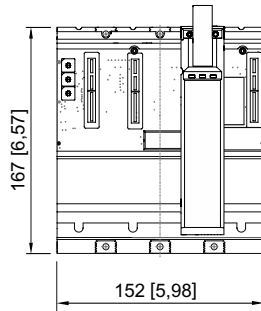
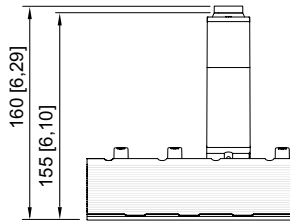
9442/35 CPU modules + 9496/35-04-00 socket

Socket for CPU & power modules Zone 2

Series 9496



A4



9445/32, 9445/35 power modules and
9496 socket (4 slots)