



- Quad certified control stations (NEC®, CE Code, ATEX, IECEx)
- Lightweight enclosure made of glass fibre reinforced polyester (FRP), excellent for corrosive atmospheres
- Offers a variety of pushbuttons, illuminated pushbuttons, control switches and LEDs for different configurations
- Customisable control stations available upon request with different entry, contact options and additional certifications

E4

MY R. STAHL 8040E



R. STAHL's series 8040 NEC® / CE Code control stations utilize explosion-protected components with non-metallic enclosures for the ultimate flexibility, safety and durability in hazardous and hostile locations. Choose from one of the standard versions or contact us for a customised solution.


	IECEX / ATEX					
Zone	0	1	2	20	21	22
Installation in		•	•		•	•






	NEC® 500 CE Code Appendix J					
	Class I		Class II		Class III	
Division	1	2	1	2	1	2
Installation in		•		•		•

	CE Code Section 18 NEC® 505 NEC® 506					
	Class I			Class II		
Zone	0	1	2	20	21	22
Installation in		•				








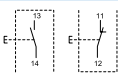








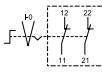


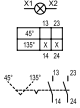

Selection Table									
Product variant 2-pole control switch with switch insert 8008									
Figure	Installation position top	Built-in element top	Installation position middle	Built-in element middle	Installation position bottom	Built-in element bottom	Product Type	Art. No.	Weight
	-	-	Large handle, 0/OFF-I/ON (1x 90°), With silicone seal	Control switch 002	-	-	8040/12E8X-31102SF01	287028	795 g
	-	-	Large handle, HAND-0-AUTO (2x 45°), With silicone seal	Control switch 027	-	-	8040/12E8X-31106SF12	287029	857 g
	-	-	Large handle, LOCAL-REMOTE (1x 90°), With silicone seal	Control switch 016	-	-	8040/12E8X-31108SF05	287030	697 g




Selection Table

Product variant									
LED indicator lamp									
Figure	Installation position top	Built-in element top	Installation position middle	Built-in element middle	Installation position bottom	Built-in element bottom	Product Type	Art. No.	Weight
	–	–	Indicator lamp bezel, Green, With silicone seal	LED indicator lamp	–	–	8040/11E8X-54C02SA70	287010	738 g
	–	–	Indicator lamp bezel, Red, With silicone seal	LED indicator lamp	–	–	8040/12E8X-54C01SA70	287017	705 g
	–	–	Indicator lamp bezel, Red, With silicone seal	LED indicator lamp	–	–	8040/11E8X-54C01SA70	287009	738 g
Product variant									
LED indicator lamp and 2-pole control switch with switch insert 8008									
Figure	Installation position top	Built-in element top	Installation position middle	Built-in element middle	Installation position bottom	Built-in element bottom	Product Type	Art. No.	Weight
	Indicator lamp bezel, Red, With silicone seal	LED indicator lamp	–	–	Small handle, 0/OFF-I/ON (1x 90°), With silicone seal	Control switch 002	8040/12E8X-54C01SA70-32G02SF01	287012	1.01 kg
Product variant									
LED indicator lamp and twin pushbutton									
Figure	Installation position top	Built-in element top	Installation position middle	Built-in element middle	Installation position bottom	Built-in element bottom	Product Type	Art. No.	Weight
	Indicator lamp bezel, Red, With silicone seal	LED indicator lamp	–	–	Twin pushbutton, "STOP"/red – "START"/green, With silicone seal	Contact element NC/NO	8040/12E8X-54C01SA70-23D08SA05	287014	900 g
Product variant									
Mushroom stay-put button									
Figure	Installation position top	Built-in element top	Installation position middle	Built-in element middle	Installation position bottom	Built-in element bottom	Product Type	Art. No.	Weight
	–	–	EM-STOP mushroom stay-put button 55, Red – (rotating arrow), With silicone seal	Contact element NC	–	–	8040/11E8X-15L07SA01	287005	744 g
	–	–	EM-STOP mushroom stay-put button 55, Red – (rotating arrow), With silicone seal	Contact element NC/NC	–	–	8040/12E8X-15L07SA03	287011	740 g
	–	–	EM-STOP mush. stay-put button, Red – (rotating arrow), Protective collar	Contact element NC/NC	–	–	8040/11E8-C2494	290554	952 g

Selection Table									
Product variant									
Pushbutton									
Figure	Installation position top	Built-in element top	Installation position middle	Built-in element middle	Installation position bottom	Built-in element bottom	Product Type	Art. No.	Weight
	-	-	Pushbutton, Green - "START", With silicone seal	Contact element NC/NO	-	-	8040/12E8X-01L12SA05	287018	716 g
	Pushbutton, Green - "START", With silicone seal	Contact element NC/NO	-	-	Pushbutton, Red - "STOP", With silicone seal	Contact element NC/NO	8040/12E8X-01L12SA05-01L09SA05	287013	906 g
Product variant									
Selector switch with contact element 8082									
Figure	Installation position top	Built-in element top	Installation position middle	Built-in element middle	Installation position bottom	Built-in element bottom	Product Type	Art. No.	Weight
	-	-	Small handle, Latching/latching, 0/OFF-I/ON (1x 60°), With silicone seal	Contact element NO/NO	-	-	8040/11E8X-26M01SA04	287007	764 g
		-	Small handle, Latching/latching, LOCAL-REMOTE (1x 60°), With silicone seal	Contact element NC/NO	-	-	8040/11E8Z-26M01SA05	287023	746 g
	-	-	Small handle, Latching/latching/latching, HAND-0-AUTO (2x 60°), With silicone seal	Contact element NO/NO	-	-	8040/11E8Z-26M03SA04	287024	746 g
Product variant									
Twin pushbutton									
Figure	Installation position top	Built-in element top	Installation position middle	Built-in element middle	Installation position bottom	Built-in element bottom	Product Type	Art. No.	Weight
	-	-	Twin pushbutton, "STOP"/red - "START"/green, With silicone seal	Contact element NC/NO	-	-	8040/11E8X-23D08SA05	287008	754 g

Cross-reference List

	Contact Symbols		Order Number		
	IEC	NEMA	Previous Version	Product Type	Art. No.
			8040/114-Y150	8040/11E8X-15L07SA01	287005
			8040/114-O2MN1	8040/11E8X-26M01SA04	287007
			8040/114-U2312	8040/11E8X-23D08SA05	287008
			8040/114-PLR0	8040/11E8X-54C01SA70	287009
			8040/114-PLG0	8040/11E8X-54C02SA70	287010
			8040/124-C150	8040/12E8X-15L07SA03	287011
			8040/224-PLR0-N021	8040/12E8X-54C01SA70-32G02SF01	287012

Contact Symbols		Order Number		
IEC	NEMA	Previous Version	Product Type	Art. No.
 		8040/224-U011-U012	8040/12E8X-01L12SA05-01L09SA05	287013
 		8040/224-PLR0-U2312	8040/12E8X-54C01SA70-23D08SA05	287014
 		8040/124-PLR0	8040/12E8X-54C01SA70	287017
 		8040/124-U011	8040/12E8X-01L12SA05	287018
 		8040/114-U2MN4	8040/11E8Z-26M01SA05	287023
 		8040/114-O3MMN3	8040/11E8Z-26M03SA04	287024
 		8040/124-L021	8040/12E8X-31I02SF01	287028
 		8040/124-L273	8040/12E8X-31I06SF12	287029
 		8040/124-L164	8040/12E8X-31I08SF05	287030
 		8040/114-C100-LK03	8040/11E8-C2494	290554

Technical Data	
Explosion Protection	
Scope of validity	European Union (ATEX) Canada IECEX USA
Certificate ULus	E182378V1S5
Marking ULus	Class I, Div. 2, Groups A,B,C,D Class II, III, Div. 2, Groups F,G Class I, Zone 1, AEx db eb IIC T6 Enclosure Type 3, 4, 4X
Certificate cUL	E182378V1S5
Marking cUL	Ex db eb IIC T6 Class I, Div. 2, Groups A,B,C,D Class II, III, Div. 2, Groups F,G Enclosure Type 3, 4, 4X
IECEX gas explosion protection	Ex db eb IIC T6 Gb
IECEX dust explosion protection	Ex tb IIIC T80 °C Db

Technical Data

Explosion Protection

ATEX gas explosion protection	II 2 G Ex db eb IIC T6 Gb
Certificates	ATEX (PTB), Brazil (ULB), China (NEPSI), IECEx (PTB), India (PESO), Korea (KGS), Taiwan (ITRI), USA (UL)
Ship approval	DNVGL
Notes	Product label for standard configurations as NEC®, CE Code, ATEX, and IECEx. For additional certifications, contact factory.

Electrical Data

Rated operational voltage AC	550 V
Rated operational current	10 A

Ambient Conditions

Ambient temperature	-76 °F ... +104 °F
Ambient temperature	-60 °C ... +40 °C

Mechanical Data

Enclosure type (UL50 & UL50E)	3, 4, 4X
Degree of protection IP (IEC 60529)	IP66
Enclosure material	Polyester resin, Glass fibre reinforced
Seal	Silicone, foamed
Silicone-free	No
Cover fixing type	With captive screws, M4 stainless steel screws
Connection cross-section max.	2.5 mm ²
Notes	Actuator and screw connection with silicone as standard. Silicone-free only on request

Components

Flange and plates	Metal plate, bottom
Entry type	CMP
Entry 1 type	Metal adaptor
Entry 1	NPT 3/4"
Metal entry possible 1	Yes



Other variants on request.

Accessories

Figure	Description	Art. No.	Weight
Cylinder lock			
	for closing (bracket Ø 3)	107115	15 g
Indicator lamp bezel BG054			
	Diameter 39 mm All colours Silicone-free: No	223123	24 g
Mushroom stay-put button 55 mm EM-STOP BG015			
	Ø 55 mm Yellow/red Designation plate: With yellow backing plate Silicone-free: No	244637	55 g

Accessories			
Figure	Description	Art. No.	Weight
Pushbutton BG001			
	Ø 39 mm Black Designation plate: Black, blank disc without text Silicone-free: No	223692	34 g
Rotary actuator, large BG731			
	8602C3-731-S-45X-E08 Ø 65 mm Handle colour: Black Protective collar colour: Black Designation plate: 0/OFF – I/ON Lockable in: 45° Not installed -60 °C ... +70 °C Silicone-free: No	227226	40 g
	8602C3-731-S-90X-E02 Ø 65 mm Handle colour: Black Protective collar colour: Black Designation plate: 0/OFF – I/ON Lockable in: 90° Pre-installed -60 °C ... +70 °C Silicone-free: No	251126	40 g
	8602C3-731-S-90X-E08 Ø 65 mm Handle colour: Black Protective collar colour: Black Designation plate: 0/OFF – I/ON Lockable in: 90° Not installed -60 °C ... +70 °C Silicone-free: No	227224	40 g
Small rotary actuator, not lockable BG726			
	Ø 39 mm Black Designation plate: I – 0 – II Number of switching positions: 3 Lockable in: Not padlockable Switching function: Latching / Latching / Latching Silicone-free: No	244649	40 g
Small rotary actuator, not lockable BG726			
	Ø 39 mm Black Designation plate: 0/OFF – I/ON Number of switching positions: 2 Lockable in: Not padlockable Switching function: Latching / Latching Silicone-free: No	244647	40 g
Twin pushbutton BG023			
	Black Silicone-free: No	244639	45 g

Spare Parts				
Figure	Description	Art. No.	Weight	
Caps for BG054				
	for indicator lamp, all colours packaged	248685	3 g	
Designation plates set for ASSY001, ASSY023				
	The button label set contains eight labels 5x blank disc without text in red, green, white, blue and yellow 1x red label, text: STOP 1x green label, text: START 1x blue label, text: RESET	321791	-	
Label holder				
	Size 1, without insert disc, 1-line label for actuators Ø 39	223566	2 g	
	Size 2, without insert disc, 1- or 2-line label for actuators Ø 39	223567	2 g	
	Size 3, without insert disc, 1-, 2- or 3-line label for actuators Ø 39	223568	2 g	
Label set for ASSY732				
	The label set contains two dia. 30.8 mm labels 1x label with text HAND-0-AUTO 1x label with text LOCAL-REMOTE	321792	-	
Locking devices				
	8602C3-753 for not actuated pushbutton BG001	244870	90 g	
	8602C3-755 for not actuated pushbutton BG001	244872	90 g	
	8602C3-754 for actuated pushbutton BG001	244871	90 g	
Protective collar				
	8602C3-751 plastic/yellow for mushroom stay-put button with key lock/mushroom stay-put button dia. 39 BG006, BG009, BG010, BG012	257708	20 g	

Spare Parts			
Figure	Description	Art. No.	Weight
Rotary actuator, small			
	Diameter 39 mm, Not padlockable, 90° position Seal: Silicone, for up to -60 °C	264002	40 g
Special key			
	for tightening plastic locking nut	169101	30 g

Dimensional Drawings (All Dimensions in mm [inches]) – Subject to Alterations

