



- 24 V DC supply module for IS1+ CPU modules and 16 I/O modules
- Redundancy of the power module with load sharing possible
- Integrated polarity reversal protection
- Error messages according to NE 107 (overload, overtemperature, maintenance required)
- Supports FDT/DTM, OPC UA and web servers for integration in asset management systems
- Extended ambient temperature range from -40 to +75 °C

A4

MY R. STAHL 9445A



The 9445/35 power module is used to supply the 9442/35 CPU and up to 16 I/O modules with intrinsically safe power. The auxiliary power is connected using a pluggable terminal with unconnected cable end (accessory). Two 9445/35 power modules can be connected to a 9496/35 socket to provide a redundant power supply to the 9442/35 CPU and the I/O modules. The 9445/35 power module monitors itself and reports notifications to the control systems and asset management systems when there is an overload, the ambient temperatures are too high or the end of the service life has been reached.

	IECEX / ATEX					
Zone	0	1	2	20	21	22
Ex interface			•			
Installation in			•			

	NEC® 500 CE Code Appendix J					
	Class I		Class II		Class III	
Division	1	2	1	2	1	2
Ex interface		•				
Installation in		•				

	CE Code Section 18					
	NEC® 505			NEC® 506		
Zone	Class I			20	21	22
Zone	0	1	2	20	21	22
Ex interface			•			
Installation in			•			

Selection Table			
Installation	Zone 2		
Auxiliary power nominal voltage	Product Type		Art. No.
24 V DC	9445/35-12		257290

Please order the 9442/35 CPU, 9496/35 socket and 24 V auxiliary power set separately (see accessories).




Technical Data	
Explosion Protection	
IECEX gas explosion protection	Ex ec [ja Ga, ib Gb] IIC T4 Gc
ATEX gas explosion protection	Ⓔ II 3 (1,2) G Ex ec [ja Ga, ib Gb] IIC T4 Gc
Certificates	ATEX (PTB), Canada (FM), China (NEPSI), IECEX (PTB), Korea (KTL), USA (FM)
Declaration of Conformity	ATEX (EUK), China (CCC)
Auxiliary Power	
Auxiliary power voltage range	19 to 32 V DC
Polarity reversal protection	Yes
Auxiliary power	Connection: 2-pin via a pluggable terminal with a 3 m single core
Redundancy	Yes (by using two power modules)
Ambient Conditions	
Ambient temperature	-40°C ... +65°C (without mounting plate) -40°C ... +70°C (With 3 mm sheet steel mounting plate) -40°C ... +75°C (With 6 mm aluminium mounting plate)

Technical Data

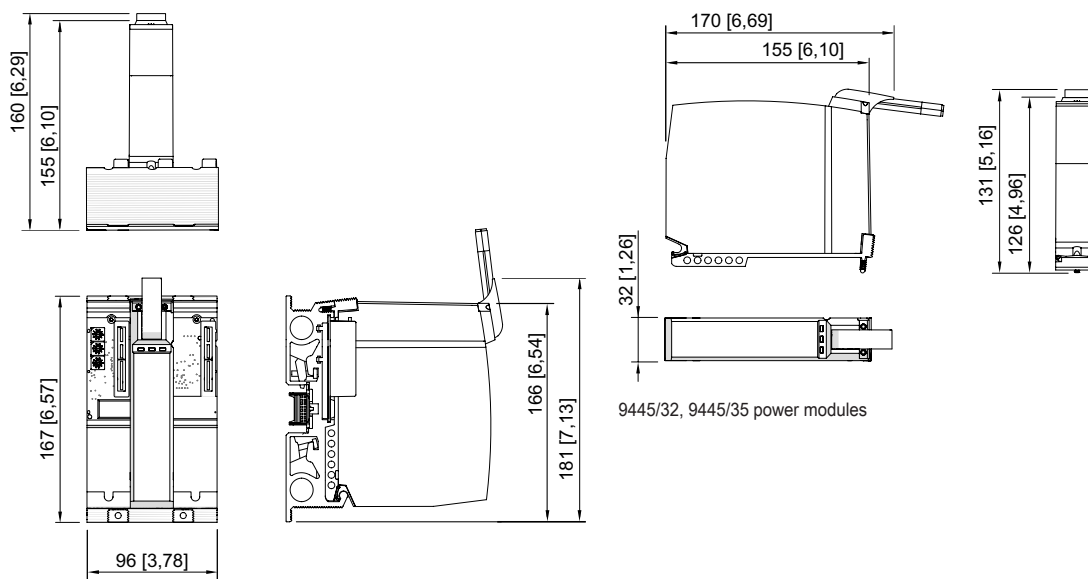
Mechanical Data

Degree of protection (IP) (IEC 60529) IP30

Accessories

Figure	Description	Art. No.	Weight
Connection set			
	Auxiliary power set, 24 V (3 m)	261232	100 g
Series 9496/35 socket for CPU & power modules			
	Zone 2 3 slots for mounting 1 x CPU and 2 x power module or 2 x CPU and 1 x power module Dimensions approx. L = 167 mm, W = 96 mm, H = 50.6 mm	246871	400 g
	Zone 2 4 slots for mounting 2 x CPU and 2 x power module Dimensions approx. L = 167 mm, W = 152 mm, H = 50.6 mm	262392	600 g

Dimensional Drawings (All Dimensions in mm [inches]) – Subject to Alterations



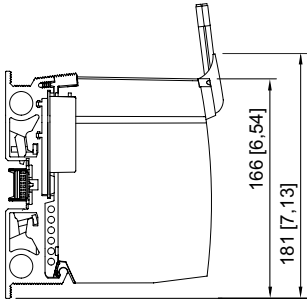
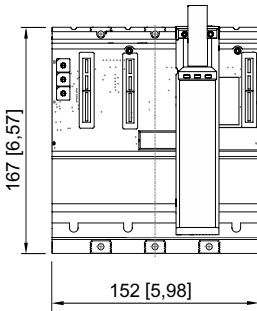
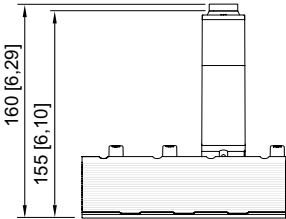
9445/32, 9445/35 power modules and 9496 socket (3 slots)

Power module for Zone 2/Div. 2

Series 9445/35



A4



9445/32, 9445/35 power modules and 9496 socket (4 slots)