

8595/1-PB1-S-P25-002 Art. No. 298973



- Simple handling using hot swap technology
- Versatile application possibilities thanks to modular structure
- Most extreme operating conditions in hazardous areas
- Reliable data and signal connections or power supplies
- Simple connection and disconnection thanks to one-handed operation

MY R. STAHL 8595B



R. STAHL's Series 8595/1 explosion-protected miniCON plug connectors with up to eight poles keep you safely connected. The high-quality plastic or stainless steel plug connectors have impressed many customers with their reliability and versatility in application. Their hot swap disconnecting capacity means that intrinsically safe signal supplies and power supplies up to 500 V/16 A can be connected and disconnected reliably and safely without the need for a hot work permit or other hot work authorisation. The miniCON connectors designed for conductor cross-sections of 0.25 mm² to 2.5 mm² are available for directly connecting electrical lines or for device installation in the device plug and flange socket types of construction. The new plug connectors for hazardous areas in Zones 1 and 21 stand out from the competition thanks to their modular structure and logically arranged components, which enable quick, easy mounting. Our patented single-handed operation means that matching plug connectors, which can be defined by the installer using internal coding for up to three applications, can be connected in no time.

Technical Data

Explosion Protection

| | |
|-----------------------------------|--|
| Scope of validity | European Union (ATEX) IECEX |
| Application range (zones) | 1 2 21 22 |
| IECEX gas certificate | IECEX EPS 20.0035X |
| IECEX gas explosion protection | Ex db eb IIC T6 / T5 Gb |
| IECEX gas explosion protection 2 | Ex ia IIC T6 Ga |
| IECEX dust certificate | IECEX EPS 20.0035X |
| IECEX dust explosion protection | Ex tb IIIC T80 °C / T95 °C Db |
| IECEX dust explosion protection 2 | Ex ia IIIC T80 °C Da |
| ATEX gas certificate | EPS 20 ATEX 1075 X |
| ATEX gas explosion protection | ⊕ II 2 G Ex db eb IIC T6 / T5 Gb |
| ATEX gas explosion protection 2 | ⊕ II 1 G Ex ia IIC T6 Ga |
| ATEX dust certificate | EPS 20 ATEX 1075 X |
| ATEX dust explosion protection | ⊕ II 2 D Ex tb IIIC T80 °C / T95 °C Db |
| ATEX dust explosion protection 2 | ⊕ II 1 D Ex ia IIIC T80 °C Da |
| Certificates | ATEX (EPS), IECEX (EPS) |
| Declaration of Conformity | ATEX (EUK) |

8595/1-PB1-S-P25-002 Art. No. 298973

Electrical Data

| | |
|------------------------------------|---|
| Rated operational voltage AC | 500 V |
| Rated operational voltage DC | max. 110 V |
| Voltage tolerance | +10% |
| Rated insulation voltage | 690 V |
| Rated operational current for AC | 16 A |
| Rated operational current for DC | 8 A |
| Rated operational current for DC 2 | 16 A |
| No. of poles | 7 P + PE / 8 P |
| No. of poles note | Eight contacts are included in the delivery as standard. One to eight contacts can be used. |
| AC frequency range | 50 – 60 Hz |

Device Specific Data

| | |
|---|---------|
| Back-up fuse with thermal protection | 25 A GL |
| Back-up fuse without thermal protection | 16 A GL |

Ambient Conditions

| | |
|---------------------|--------------------|
| Ambient temperature | -60 °C ... +75 °C |
| Ambient temperature | -76 °F ... +167 °F |

Mechanical Data

| | |
|---------------------------------------|---------------------|
| Version | Plug |
| Degree of protection (IP) (IEC 60529) | IP66 IP67 |
| IP degree of protection (IEC 60079) | IP64 |
| Base part | Plug |
| Enclosure material | Nickel-plated brass |
| Contact type | Pin contact |
| Connection cross-section | 2.5 mm ² |
| Connection cross-section 2 | 1.5 mm ² |
| Connection cross-section AWG | AWG14 |
| Connection cross-section AWG2 | AWG16 |
| Connection thread | M25 x 1.5 |
| Impact strength (IEC 60079) | 7 J |
| Coding | 1-3, arbitrary |
| Seal | Silicone |
| Weight | 491 g |
| Weight | 1.08 lb |

Mounting / Installation

| | |
|-------------------|--------|
| Connection type | crimp |
| Connection type 2 | solder |

Components

| | |
|--------------------------|-----|
| Protective cap available | Yes |
|--------------------------|-----|

8595/1-PB1-S-P25-002 Art. No. 298973

Technical Drawings – Subject to Alterations






Dimensional Drawings (All Dimensions in mm [inches]) – Subject to Alterations



8595/1 plug
X = depending on the cable gland used

Accessories


| | | Art. No. |
|--|--|----------|
| Adaptor | | |
|  | 8595 nickel-plated brass adaptor for cable gland, M16 x 1.5 | 314522 |
| Coupling | | |
|  | Enclosure material: Nickel-plated brass Contact type: Socket contact Connection cross-section: 2.5 mm ² Number of poles: 7 P + PE/8 P Connection type: Crimping | 298985 |
|  | Enclosure material: Plastic Contact type: Socket contact Connection cross-section: 2.5 mm ² Number of poles: 7 P + PE/8 P Connection type: Crimping | 286563 |

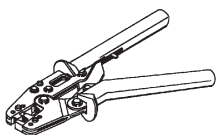
Installation equipment

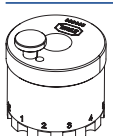
miniCON plug connector





8595/1-PB1-S-P25-002 Art. No. 298973


| Ex e flange socket | | Art. No. |
|--|--|----------|
|  | Enclosure material: Nickel-plated brass Contact type: Socket contact Connection cross-section: 2.5 mm ² Number of poles: 7 P + PE/8 P Connection type: Crimping | 298986 |


| Crimping tool | | Art. No. |
|--|---|----------|
|  | For all versions with crimp connection of 0.14 to 6 mm ² | 295689 |



| Contact mounts/positioners for rotated industrial contacts | | Art. No. |
|--|--|----------|
|  | The selection of the contact mount is based on the crimp contacts to be processed. - Exact positioning of the crimp contact during the crimping process - Reliable, reproducible crimping result - Adapted for miniCON contacts | 299586 |

| 2-ear clamps | | Art. No. |
|---|---|----------|
|  | KIT 8595 2-ear clamps, big Strain relief depending on the cable gland used Cable outer diameter 13 to 17 mm | 286169 |

| Adaptor | | Art. No. |
|--|--|----------|
|  | KIT 8595 nickel-plated brass adaptor for cable gland, M25 x 1.5 | 296753 |

| Pin contact | | Art. No. |
|--|--|----------|
|  | KIT 8595 pin contacts (2.5 mm ²), 8 pieces | 286158 |

| Code disks | | Art. No. |
|--|--|----------|
|  | KIT coding plate 8595, four colours, without labelling Customer-specific labelling available on request | 289939 |

| Metal cable gland | | Art. No. |
|--|--|----------|
|  | CMP type 25C2K, Ex e Nickel-plated brass, M25 x 1.5, for armoured cables, thread length 10 mm Cable outer diameter 18.2 to 26.2 mm | 309135 |
|  | CMP type 25A2e100, Ex e Nickel-plated brass, M25 x 1.5, for unarmoured cables Cable outer diameter 11.5 to 19.5 mm | 309138 |

Spare Parts

8595/1-PB1-S-P25-002 Art. No. 298973

Jam nut, nickel-plated brass (-60 to +75 °C)

To mount the cable entries in the through holes

Art. No.



Material: Nickel-plated brass One piece
Thread size: M32

110869

Contact holder for pin contact

Art. No.



KIT 8595 pin contact insert + PE

286148

Protective cap

Art. No.



KIT 8595 plug protective cap (pin/socket)
Incl. KIT 8595 coding plates, four colours, without labelling

286161

We reserve the right to make alterations to the technical data, dimensions, weights, designs and products available without notice. The illustrations cannot be considered binding.