

Signalling devices



Combined signal device Xenon horn/flashing beacon

In flameproof enclosure

YL6S/C-F-050-Y-EN-SF-A-ST-00-00-00 Art. No. 225084



- Lamp: Flashing beacon – XENON (5 J)/LED (6.5 W)
- Horn: Omnidirectional/max. 110 db(A)
- Type of protection: Ex d
- Class: IP66 (IEC 60529/NEMA 4X)
- Corrosion-resistant GRP enclosure
- Including stainless steel protective cage and fastening bracket
- Eight light-amplifying Fresnel lens colours can be ordered
- 32 standardised preconfigured signal tones (compatible with PFEER/UKOOA)
- Separate signal tones can be selected (2 for AC, 3 for DC variants)
- Signal tone reduction can be set up to 18 dB(A)
- Connection for telephone systems/line monitoring can be ordered as an option

MY R. STAHL YL6SA



The **YL6S product series** provides audible and visual alarm signals which can be used to alert, warn or draw attention to equipment malfunction/start-up or any number of safety-related issues. The audible and visual signals can be operated separately or in combination. Corrosion resistance is a key feature of the device; it is therefore ideal for applications in the harshest of environments, both onshore and offshore.

Technical Data

Explosion Protection

| | |
|---------------------------------|---|
| Scope of validity | European Union (ATEX) IECEX |
| Application range (zones) | 1 2 21 22 |
| IECEX gas certificate | IECEX BAS 14.0064 |
| IECEX gas explosion protection | Ex d IIC T5 / T4 Gb |
| IECEX dust certificate | IECEX BAS 14.0064 |
| IECEX dust explosion protection | Ex tb IIIC T95 °C / T110 °C Db |
| ATEX gas certificate | Baseefa 14 ATEX 0126 |
| ATEX gas explosion protection | ⊕ II 2 G Ex d IIC T5 / T4 Gb |
| ATEX dust certificate | Baseefa 14 ATEX 0126 |
| ATEX dust explosion protection | ⊕ II 2 D Ex tb IIIC T95 °C / T110 °C Db |
| Certificates | ATEX (BAS), IECEX (BAS) |
| Declaration of Conformity | ATEX (EUK) |

Electrical Data

| | |
|--|--------------|
| Rated operational voltage DC | 48 V |
| Rated operational current | 420 mA |
| Rated operational current, flashing beacon | 170 mA |
| Rated operational current, horn | 250 mA |
| Line monitoring | Yes |
| Tolerance | -10 ... 10 % |

Signalling devices



Combined signal device Xenon horn/flashing beacon

In flameproof enclosure

YL6S/C-F-050-Y-EN-SF-A-ST-00-00-00 Art. No. 225084

Acoustic Data

| | |
|----------------------|----------------------|
| Sound pressure level | max. 110 dB(A) @ 1 m |
| Tone selection | Via DIL switch |
| Sound level | 3 |
| Volume control | 18 dB (A) adjustment |
| Volume adjustment | Potentiometer |

Lighting Data

| | |
|------------|-------------------|
| Lamp | Xenon flash tubes |
| Flashbulb | 5 J |
| Flash rate | 1 Hz |

Ambient Conditions

| | |
|--------------------------------|--|
| Ambient temperature | -60 °C ... +40 °C (T5) -60 °C ... +55 °C (T4) |
| Functional ambient temperature | -50 °C ... +40 °C (T5) -50 °C ... +55 °C (T4) |

Mechanical Data

| | |
|---|-----------------------------------|
| Degree of protection (IP) (IEC 60529) | IP66/IP67 |
| Enclosure material | Polyester, Glass fibre reinforced |
| Enclosure colour | Black |
| Trumpet material | ABS, flame retardant |
| Material dome | Polycarbonate, prismatic |
| Wire guard material | Stainless steel |
| Max. solid connection terminals | 2.5 mm ² |
| Max. finely stranded connection terminals | 2.5 mm ² |
| Width | 178.5 mm |
| Height | 403 mm |
| Length | 145 mm |
| Lens colour | Yellow |
| Weight | 4.44 kg |
| Weight | 9.79 lb |

Mounting / Installation

| | |
|------------------------|-----------------|
| Connection type | Screw terminal |
| Mounting part material | Stainless steel |
| Note about mounting | Provided |

Components

| | |
|--------------------------|-------------------------------|
| Drilled holes | 2 x M20 |
| Cable glands and entries | Can be ordered as accessories |
| Stopping plugs | 2 x dust cap |

Signalling devices

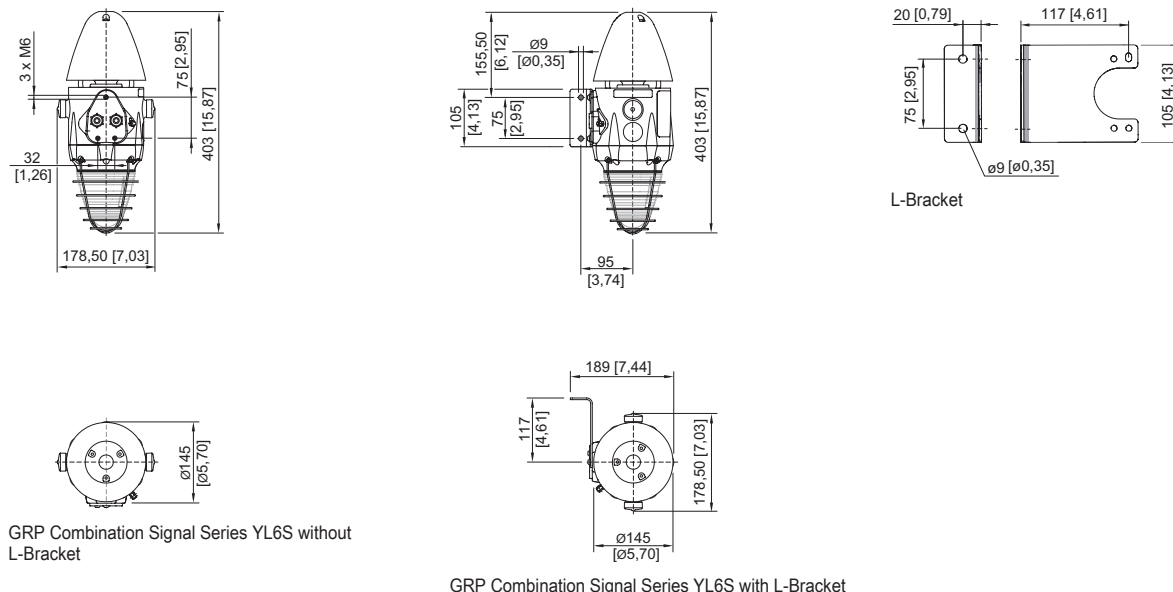
Combined signal device Xenon horn/flashing beacon

In flameproof enclosure

YL6S/C-F-050-Y-EN-SF-A-ST-00-00-00 Art. No. 225084



Dimensional Drawings (All Dimensions in mm [inches]) – Subject to Alterations



Accessories

| Metal cable gland | | Art. No. |
|----------------------|--|----------|
| | Ex d and Ex e cable gland with compound for all types of armored cables (SWA, wire-braid, tape) (nickel-plated brass) Type 20PX2K, M20 x 1.5 | 109428 |
| | Ex d and Ex e cable glands with RapidEx sealing system for all types of unarmoured cables and wire-braid-armoured cables (nickel-plated brass) Type 20PX2K-REX, M20 x 1.5 | 246649 |
| | Ex d and Ex e cable glands with compound for all types of unarmoured cables and wire-braid-armoured cables (nickel-plated brass) Type 20PXSS2K, M20 x 1.5 | 109441 |
| | Ex d and Ex e cable glands with RapidEx sealing system for all types of unarmoured cables and wire-braid-armoured cables (nickel-plated brass) Type 20PXSS2K-REX, M20 x 1.5 | 246605 |
| Mounting accessories | | Art. No. |
| | Stainless steel L-bracket, standard version | 221711 |
| | Stainless steel L-bracket, long version | 247371 |
| | Adapter plate for pipe clamp fastening | 256519 |
| | Pipe clamp, R 1 1/4" | 120812 |
| | Pipe clamp, R 1 1/2" | 120819 |
| | Pipe clamp, R 2" | 120823 |

Spare Parts






Signalling devices



Combined signal device Xenon horn/flashing beacon

In flameproof enclosure

YL6S/C-F-050-Y-EN-SF-A-ST-00-00-00 Art. No. 225084

| Flange | | Art. No. |
|--|---|----------|
|  | Flange, ATEX, yellow (available for FL6S, FX15, YL6S) | 243409 |
| Fresnel lens | | Art. No. |
|  | Fresnel lens, red, spare | 292147 |
| | Fresnel lens, yellow, spare | 292142 |
| PCB | | Art. No. |
|  | Connection PCB | 223579 |
| Lamp | | Art. No. |
|  | Xenon lamp | 223636 |
| Shaped horn assembly kit | | Art. No. |
|  | Shaped horn YA60/YL60/YA6S/YL6S spare ATEX | 213457 |

We reserve the right to make alterations to the technical data, dimensions, weights, designs and products available without notice. The illustrations cannot be considered binding.