



- Degree of protection IP66, extreme temperature range of -30 to +40 °C
- No impact of torsional forces from the wire on the seal
- Wear-free contacts even in a corrosive atmosphere

MY R. STAHL 8579C



R. STAHL Series 8579/22 plugs for Class I, Div. 2, Groups A, B, C and D and Zone 1/21 are 4- or 5-pole 60 A plugs. The floating pins allow them to be inserted and removed simply and easily. The pivoting strain relief makes it easier to install the cable. Self-cleaning and corrosion-free plug pins made from high-quality materials ensure optimum electrical contact.

	NEC® 500 CE Code Appendix J					
	Class I		Class II		Class III	
Division	1	2	1	2	1	2
Ex interface						
Installation in		•	•	•	•	•

	CE Code Section 18 NEC® 505 NEC® 506					
	Class I					
Zone	0	1	2	20	21	22
Ex interface						
Installation in		•	•			

	IECEX / ATEX					
	Zone	0	1	2	20	21
Ex interface						
Installation in		•	•		•	•

Selection Table								
Product Description								
Plug 60 A Plug								
Figure	Detailed number of poles	Coding (clock hour position)	Rated operational voltage	Color code	Frequency range	Product Type	Art. No.	Weight
	3-pole, 4 conductors	5	600 V AC	Black	50 / 60 Hz	8579/22-405	153105	820 g
		7	480 V AC	Red	50 / 60 Hz	8579/22-407	153112	820 g
		9	250 V AC	Blue	50 / 60 Hz	8579/22-409	153117	820 g
	4-pole, 5 conductors	5	600Y/347 V AC	Black	50 / 60 Hz	8579/22-505	153080	900 g
		7	480Y/277 V AC	Red	50 / 60 Hz	8579/22-507	153085	880 g
		9	208Y/120 V AC	Blue	50 / 60 Hz	8579/22-509	153089	880 g

Technical Data	
Explosion Protection	
Scope of validity	European Union (ATEX) Canada IECEX USA
Scope of validity Note	Other country markings available on request
FMus certificate	0R6A2.AX
cFM certificate	3050350
Marking FMus	Class I, Div. 2, Groups A,B,C,D; Class II, III, Div. 1, Groups E,F,G, Enclosure Type 3, 4, 4X Class I, Zone 1, AEx d e IIC T6 Gb;

Technical Data

Explosion Protection

Marking cFM	Class I, Zone 1, Ex d e IIC T6 Gb; Cl. I, Div. 2 per CEC J18-150, Class II, Div. 1, Groups G, Enclosure Type 3, 4, 4X
IECEx gas explosion protection	Ex db eb IIC T6 ... T5 Gb
IECEx dust explosion protection	Ex tb IIIC T60 °C / T75 °C Db
ATEX gas explosion protection	⊕ II 2 G Ex db eb IIC T6 ... T5 Gb
ATEX dust explosion protection	⊕ II 2 D Ex tb IIIC T60 °C / T75 °C Db
Certificates	ATEX (PTB), Brazil (ULB), Canada (FM), China (CQST), IECEx (PTB), Korea (KGS), USA (FM)

Ambient Conditions

Ambient temperature °F	-22 °F ... +104 °F (T6) -22 °F ... +131 °F (T5)
Ambient temperature °C	-30 °C ... +40 °C (T6) -30 °C ... +55 °C (T5)

Mechanical Data

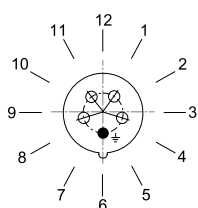
Enclosure type (NEMA250)	3, 4, 4X
Degree of protection IP (IEC 60529)	IP66
IP degree of protection (IEC 60079)	IP66
Enclosure material	Polyamide
Silicone-free	Yes
Finely stranded connection cross-section AWG	1 x AWG 14 ... 1 x AWG 6
Finely stranded connection cross-section	1 x 2.5 mm ² ... 1 x 16 mm ²
Impact strength (IEC 60079)	7 J
Impact strength (IEC 62262)	IK10

Components

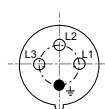
Cable diameter inch	0.94-1.42 in
Cable diameter	24-36 mm

Arrangement of earth contact sleeves

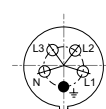
Position of clock hour position
Example: 6 h position



Arrangement of contact pins and terminal markings



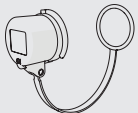
3 P + PE



3 P + N + PE

Arrangement of contact pins and terminal markings in the 6 h position
(view from the front side)

Accessories

Figure	Description	Art. No.	Weight
	4/5-pole	153261	100 g

