



- Redundant supply for increased availability
- DIP switch makes adjusting operating statuses easy
- Can be used for ISpac Series 91xx und 92xx

07 b

MY R. STAHL 9193A



The 9193 series supply module supplies the pac-bus with auxiliary power and reads any line fault messages or auxiliary power failures for all of the ISpac devices installed on the pac-Bus. The supply current of up to 4 A is sufficient for approximately 30-50 modules. Power can be supplied using a single or redundant system. The device is provided with an interchangeable fuse.

	NEC® 500 CE Code Appendix J					
	Class I		Class II		Class III	
Division	1	2	1	2	1	2
Ex interface		•				
Installation in		•				

	CE Code Section 18					
	NEC® 505			NEC® 506		
	Class I					
Zone	0	1	2	20	21	22
Ex interface			•			
Installation in			•			

	IECEX / ATEX					
	Class I		Class II		Class III	
Zone	0	1	2	20	21	22
Ex interface						
Installation in			•			

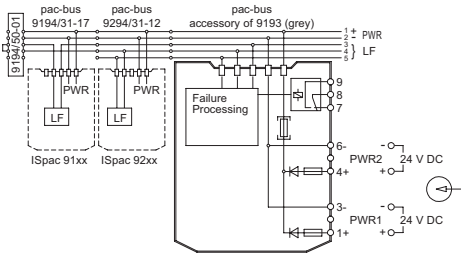
Selection Table				
Product Description	Supply module ISpac			
Supply	Connection type	Product Type	Art. No.	Weight
24 V/4 A, primary + redundant	Screw terminal	9193/21-11-11s	268183	135 g
	Spring clamp terminal	9193/21-11-11k	268184	135 g

Technical Data	
Explosion Protection	
FMus certificate	FM16US0122X
cFM certificate	FM16CA0067X
Marking cFMus	Class I, Div. 2, Groups A,B,C,D; Class I, Zone 2, IIC T4 at Ta = 70°C
IECEX gas certificate	IECEX BVS 10.0042 X
IECEX gas explosion protection	Ex ec nC IIC T4 Gc
Certificates	ATEX (BVS), Canada (FM), China (NEPSI), IECEX (BVS), India (PESO), USA (FM)
Ship approval	CCS, EU RO MR (DNV)
Auxiliary Power	
Auxiliary power	24 V DC
Auxiliary power voltage range	18 to 31.2 V
Output	
Output	24 V/max. 4 A, pac-Bus supply
Collective error message	35 V/100 mA relay contact


07 b

Technical Data	
Ambient Conditions	
Ambient temperature °C	-40 °C ... +70 °C (Single device) -40 °C ... +55 °C (Group assembly)
Storage temperature °F	-40°F ... +176°F
Storage temperature °C	-40 °C ... +80 °C
Mounting / Installation	
Mounting type	DIN rail NS35/15, NS35/7.5

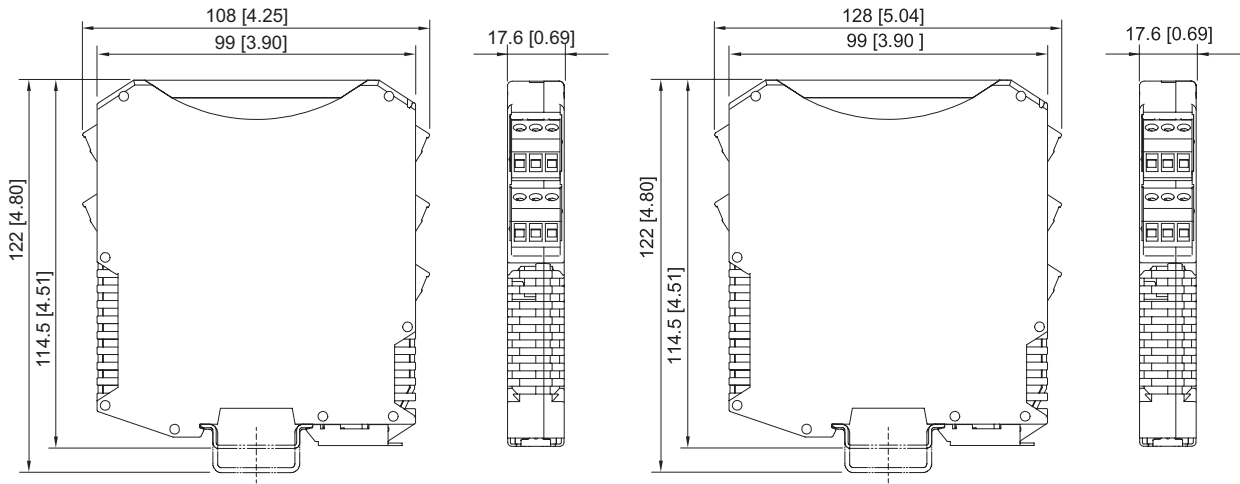
Technical Drawings – Subject to Alterations



Spare Parts

Figure	Description	Art. No.	Weight
	Replacement for the back-up fuse of the 9193/21-11-11 supply module	111412	1 g

Dimensional Drawings (All Dimensions in mm [inches]) – Subject to Alterations



ISpac Series 9143, 9146, 9147, 9160, 9162, 9163, 9165, 9167, 9170, 9172, 9175, 9176, 9180, 9182, 9193, ISbus Series 9412 with screw terminal

ISpac Series 9146, 9147, 9160, 9162, 9163, 9165, 9167, 9170, 9172, 9175, 9176, 9180, 9182, 9193, Fieldbus Power Supply Series 9412 with spring clamp terminal