



- Different voltage ranges according to EN 60309
- No impact of torsional forces from the wire on the seal
- Large temperature range of use
- High mechanical impact and shock resistance
- Perfect protection against penetration of liquids and dusts
- 3D data for download on the website
- Protective cap included in delivery

D

## MY R. STAHL 8570V



R. STAHL Series 8570/22 SolConeX plugs are 3-, 4- or 5-pole 20 A plugs that are classified for the zone or division according to NEC 505. The floating pins allow them to be inserted and removed simply and easily. The pivoting strain relief makes it easier to install the cable. Self-cleaning and corrosion-free plug pins made from high-quality materials ensure optimum electrical contact. A protective cap ensures that the plug pins are optimally protected against dirt when not plugged in.

	NEC® 500 CE Code Appendix J					
	Class I		Class II		Class III	
Division	1	2	1	2	1	2
Ex interface						
Installation in		•	•	•	•	•

	CE Code Section 18 NEC® 505   NEC® 506					
	Class I					
Zone	0	1	2	20	21	22
Ex interface						
Installation in		•	•		•	•

	IECEX / ATEX					
	Zone	0	1	2	20	21
Ex interface						
Installation in		•	•		•	•

Selection Table								
Product Description		Plug 20 A Plug						
Figure	Detailed number of poles	Coding (clock hour position)	Rated operational voltage	Color code	Frequency range	Product Type	Art. No.	Weight
	2-pole, 3 wire	4	100 to 130 V AC	Yellow	50 / 60 Hz	8570/22-304-S-XX-X-XX-XXX	291381	331 g
		6	200 to 250 V AC	Blue	50 / 60 Hz	8570/22-306-S-XX-X-XX-XXX	291382	331 g
		7	480 V AC	Red	50 / 60 Hz	8570/22-307-S-XX-X-XX-XXX	291383	331 g
	3-pole, 4 wire	5	600 V AC	Black	50 / 60 Hz	8570/22-405-S-XX-X-XX-XXX	291378	384 g
		7	480 V AC	Red	50 / 60 Hz	8570/22-407-S-XX-X-XX-XXX	291379	384 g
		9	200 to 250 V AC	Blue	50 / 60 Hz	8570/22-409-S-XX-X-XX-XXX	291380	384 g
	4-pole, 5 wire	5	347 to 400/600 V AC	Black	50 / 60 Hz	8570/22-505-S-XX-X-XX-XXX	291375	444 g
		7	277/480 V AC	Red	50 / 60 Hz	8570/22-507-S-XX-X-XX-XXX	291376	444 g
		9	120/208 to 144/250 V AC	Blue	50 / 60 Hz	8570/22-509-S-XX-X-XX-XXX	291377	444 g

**Technical Data**
**Explosion Protection**

Scope of validity	European Union (ATEX) Canada IECEX USA
FMus certificate	FM20US0117X
cFM certificate	FM20CA0057X
Marking FMus	Class I, Div. 2, Groups A,B,C,D; Class II, III, Div. 1, Groups E,F,G, Enclosure Type 3, 4, 4X Class I, Zone 1, AEx eb IIC T6 ... T5 Gb; Zone 21, AEx tb IIIC T80 °C Db
Marking cFM	Ex eb IIC T6 ... T5 Gb; Class I, Div. 2, Groups A,B,C,D; Class II, III, Div. 1, Groups E,F,G; Enclosure Type 3, 4, 4X Ex tb IIIC T80 °C Db
IECEX gas explosion protection	Ex eb IIC T6 ... T5 Gb
IECEX dust explosion protection	Ex tb IIIC T75 °C Db
ATEX gas explosion protection	Ⓔ II 2 G Ex eb IIC T6 ... T5 Gb
ATEX dust explosion protection	Ⓔ II 2 D Ex tb IIIC T75 °C Db
Certificates	ATEX (PTB), Brazil (ULB), Canada (FM), China (CQST), IECEX (PTB), Taiwan (ITRI), USA (FM)
Ship approval	DNV

**Electrical Data**

Rated operational current	20 A
---------------------------	------

**Ambient Conditions**

Ambient temperature	-58 °F to +149 °F
Ambient temperature	-50 °C to +65 °C
Notes	For further information, see the operating instructions.

**Mechanical Data**

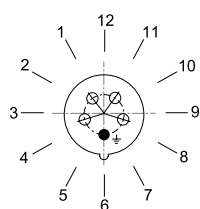
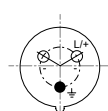
Enclosure type (NEMA250)	3, 4, 4X
Degree of protection IP (IEC 60529)	IP66
IP degree of protection (IEC 60079)	IP64
Enclosure material	Polyamide, Glass fiber reinforced
Silicone-free	No
Finely stranded connection cross-section AWG	1 x AWG 16 ... 1 x AWG 12
Finely stranded connection cross-section	1 x 1.5 mm <sup>2</sup> ... 1 x 4 mm <sup>2</sup>
Impact strength (IEC 60079)	7 J
Impact strength (IEC 62262)	IK10

**Components**

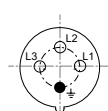
Cable diameter inch	0.31-0.71 in
Cable diameter	8-18 mm

**Arrangement of contact pins**

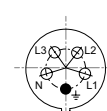
Position of clock hour position  
Example: 6 h position


**Arrangement of contact pins and terminal markings**


2 P + PE



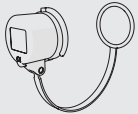
3 P + PE



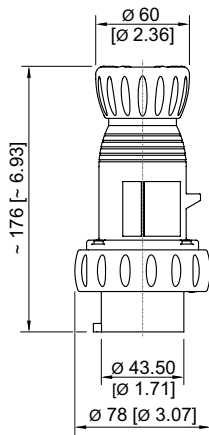
3 P + N + PE

Arrangement of contact pins and terminal markings in the 6 h position  
(view from the front side)

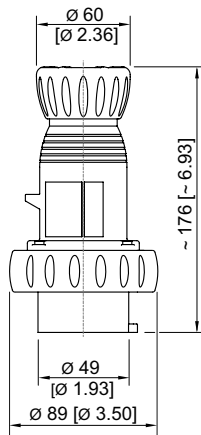
Accessories

Figure	Description	Art. No.	Weight
Protective cap for Series 8570 plug			
	2-pole, 3 wire	150496	43 g
	3-pole, 4 wire	150510	49 g
	4-pole, 5 wire	150520	56 g

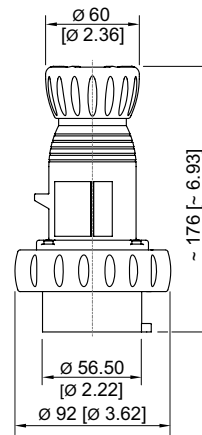
Dimensional Drawings (All Dimensions in mm [inches]) – Subject to Alterations



Plug 2 pole, 3 conductors



Plug 3 pole, 4 conductors



Plug 4 pole, 5 conductors