



- Different voltage ranges according to EN 60309
- No impact of torsional forces from the wire on the seal
- Large temperature range of use
- High mechanical impact and shock resistance
- Perfect protection against penetration of liquids and dusts
- 3D data for download on the website
- Protective cap included in delivery

D

MY R. STAHL 8571V



R. STAHL Series 8571/22 SolConeX plugs are 4- or 5-pole 20 A plugs that are classified for the zone or division according to NEC 505. The floating pins allow them to be inserted and removed simply and easily. The pivoting strain relief makes it easier to install the cable. Self-cleaning and corrosion-free plug pins made from high-quality materials ensure optimum electrical contact. A protective cap ensures that the plug pins are optimally protected against dirt when not plugged in.

	NEC® 500 CE Code Appendix J					
	Class I		Class II		Class III	
Division	1	2	1	2	1	2
Ex interface						
Installation in		•	•	•	•	•

	CE Code Section 18					
	NEC® 505			NEC® 506		
	Class I					
Zone	0	1	2	20	21	22
Ex interface						
Installation in		•	•		•	•

	IECEX / ATEX					
Zone	0	1	2	20	21	22
Ex interface						
Installation in		•	•		•	•

Selection Table								
Product Description		Plug 30 A Plug						
Figure	Detailed number of poles	Coding (clock hour position)	Rated operational voltage	Color code	Frequency range	Product Type	Art. No.	Weight
	3-pole, 4 wire	5	600 V AC	Black	50 / 60 Hz	8571/22-405-S-XX-X-XX-XXX	294405	500 g
		7	480 V AC	Red	50 / 60 Hz	8571/22-407-S-XX-X-XX-XXX	294406	500 g
		9	200 to 250 V AC	Blue	50 / 60 Hz	8571/22-409-S-XX-X-XX-XXX	294407	500 g
	4-pole, 5 wire	5	347 to 400/600 V AC	Black	50 / 60 Hz	8571/22-505-S-XX-X-XX-XXX	294402	600 g
		7	277/480 V AC	Red	50 / 60 Hz	8571/22-507-S-XX-X-XX-XXX	294403	600 g
		9	120/208 to 144/250 V AC	Blue	50 / 60 Hz	8571/22-509-S-XX-X-XX-XXX	294404	600 g

Technical Data	
Explosion Protection	
Scope of validity	European Union (ATEX) Canada IECEX USA
FMus certificate	FM21US0071X
cFM certificate	FM21CA0046X

Technical Data
Explosion Protection

Marking FMus	Class I, Div. 2, Groups A,B,C,D; Class II, III, Div. 1, Groups E,F,G; Enclosure Type 3, 4, 4X Class I, Zone 1, AEx eb IIC T6 ... T5 Gb Zone 21, AEx tb IIIC T81 °C Db
Marking cFM	Ex eb IIC T6 ... T5 Gb Class I, Div. 2, Groups A,B,C,D; Class II, III, Div. 1, Groups E,F,G; Enclosure Type 3, 4, 4X Ex tb IIIC T81 °C Db
IECEX gas explosion protection	Ex eb IIC T6 ... T5 Gb
IECEX dust explosion protection	Ex tb IIIC T81 °C Db
ATEX gas explosion protection	Ⓜ II 2 G Ex eb IIC T6 ... T5 Gb
ATEX dust explosion protection	Ⓜ II 2 D Ex tb IIIC T81 °C Db
Certificates	ATEX (PTB), Brazil (ULB), Canada (FM), IECEX (PTB), Taiwan (ITRI), USA (FM)
Ship approval	DNV

Electrical Data

Rated operational current	30 A
---------------------------	------

Ambient Conditions

Ambient temperature	-58 °F to +149 °F
Ambient temperature	-50 °C to +65 °C
Notes	For further information, see the operating instructions.

Mechanical Data

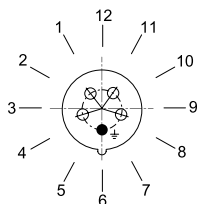

Enclosure type (NEMA250)	3, 4, 4X
Degree of protection IP (IEC 60529)	IP66
IP degree of protection (IEC 60079)	IP64
Enclosure material	Polyamide, Glass fiber reinforced
Silicone-free	No
Finely stranded connection cross-section AWG	1 x AWG 14 ... 1 x AWG 8
Finely stranded connection cross-section	1 x 2.5 mm ² ... 1 x 10 mm ²
Impact strength (IEC 60079)	7 J
Impact strength (IEC 62262)	IK10

Components

Cable diameter inch	0.51 – 0.98 in
Cable diameter	13 – 25 mm

Arrangement of contact pins

Position of clock hour position
Example: 6 h position

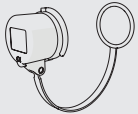

Arrangement of contact pins and terminal markings


3 P + PE

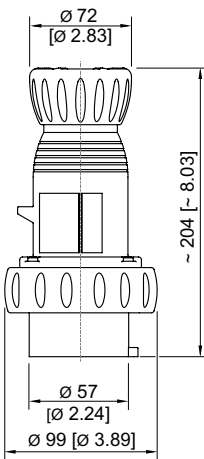
3 P + N + PE

Arrangement of contact pins and terminal markings in the 6 h position
(view from the front side)

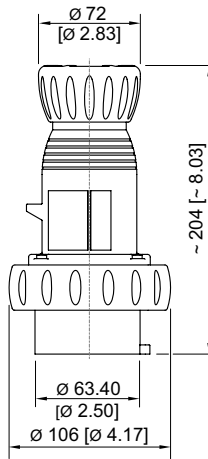
Accessories

Figure	Description	Art. No.	Weight
Protective cap for Series 8571 plug			
	3-pole, 4 wire	150856	70 g
	4-pole, 5 wire	150865	77 g

Dimensional Drawings (All Dimensions in mm [inches]) – Subject to Alterations



Plug 3 pole, 4 conductors



Plug 4 pole, 5 conductors