

Installation equipment

Flange socket 30 A

Flange socket

8571/25-507-S-XX-X-00-XXX Art. No. 294389



- Different voltage ranges according to EN 60309
- Large temperature range of use
- Small dimensions for integration into machines and connection chambers
- High mechanical impact and shock resistance
- Perfect protection against penetration of liquids and dusts
- 3D data for download on the website
- Appropriate Series 8571/22 plug

MY R. STAHL 8571W



R. STAHL Series 8571/25 SolConeX flange sockets constitute incomplete equipment and are intended for installation in an enclosure with the following types of protection: "eb" or "tb". When installed in an enclosure, they are approved for use in hazardous areas that are classified for the zone or division according to NEC 505.

Self-cleaning lamellar contacts provide optimum contact and the plugs can be inserted and removed in the zero position quickly and easily. The load disconnect switch, with a mechanical locking device and a handle that can be locked in the 0 or I position, is an additional safety feature. Thanks to the compact design, the flange socket can be integrated into nearly all enclosures and, with the internal locking device, ensures fast and safe connection of devices.

Technical Data

Explosion Protection

Scope of validity	European Union (ATEX) Canada IECEX USA
Application range (Zones)	1 2 21 22
IECEX gas certificate	IECEX PTB 20.0004U
IECEX gas explosion protection	Ex db eb IIC Gb
IECEX dust certificate	IECEX PTB 20.0004U
IECEX dust explosion protection	Ex tb IIIC Db
ATEX gas certificate	PTB 20 ATEX 1004 U
ATEX gas explosion protection	⊕ II 2 G Ex db eb IIC Gb
ATEX dust certificate	PTB 20 ATEX 1004 U
ATEX dust explosion protection	⊕ II 2 D Ex tb IIIC Db
FMus certificate	FM21US0072U
cFM certificate	FM21CA0047U
Marking FMus	Class I, Div. 2, Groups A,B,C,D; Class II, III, Div. 1, Groups E,F,G; Enclosure Type 3, 4, 4X Class I, Zone 1, AEx db eb IIC Gb Zone 21, AEx tb IIIC Db

Installation equipment

Flange socket 30 A

Flange socket

8571/25-507-S-XX-X-00-XXX Art. No. 294389



Explosion Protection

Marking cFM	Ex db eb IIC Gb Class I, Div. 2, Groups A,B,C,D; Class II, III, Div. 1, Groups E,F,G; Enclosure Type 3, 4, 4X Ex tb IIIC Db
Certificates	ATEX (PTB), Brazil (ULB), Canada (FM), IECEx (PTB), USA (FM)
Ship approval	DNV

Electrical Data

Rated operational voltage	277/480 V AC
Rated operational current	30 A
Electrical service life	> 2x10 ³ switching cycles
Mechanical service life	> 2x10 ³ switching cycles
Type of voltage	Low voltage
Horsepower rating	20 HP
Frequency range	50 / 60 Hz

Device Specific Data

Back-up fuse with thermal protection	63 A gG
Back-up fuse without thermal protection	35 A gG

Ambient Conditions

Ambient temperature	-50 °C to +65 °C
Ambient temperature	-58 °F to +149 °F

Mechanical Data

Degree of protection IP (IEC 60529)	IP66
IP degree of protection (IEC 60079)	IP64
Enclosure type (NEMA250)	3, 4, 4X
Enclosure material	Polyamide, Glass fiber reinforced
Silicone-free	No
Solid connection cross-section	1 x 2.5 mm ² ... 2 x 10 mm ²
Connection cross-section AWG single stranded	1 x AWG 14 ... 2 x AWG 8
Finely stranded connection cross-section	1 x 2.5 mm ² ... 2 x 6 mm ²
Finely stranded connection cross-section AWG	1 x AWG 14 ... 2 x AWG 10
Width	107 mm
Width in inches	4.21 in
Height	151 mm
Height, inches	5.94 in
Length	234 mm
Length, inches	9.21 in
Impact strength (IEC 60079)	7 J
Impact strength (IEC 62262)	IK10
Color code	Red
Coding (clock hour position)	7
Lockable in	in 0- and I-position
Interlock	Prevents the plug from being pulled under load
Series	SolConeX

Installation equipment

Flange socket 30 A

Flange socket

8571/25-507-S-XX-X-00-XXX Art. No. 294389



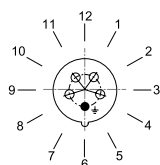
Mechanical Data

Detailed number of poles	4-pole, 5 wire
Detailed pole number 2	3 P + N + PE
Weight	1.5 kg
Weight	3.31 lb

Mounting / Installation

Connection	Screw terminal
------------	----------------

Technical Drawings – Subject to Alterations

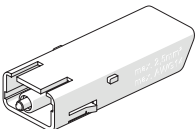


Position of clock hour position
Example: 6 h position

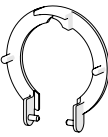
Dimensional Drawings (All Dimensions in mm [inches]) – Subject to Alterations

Accessories

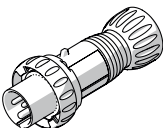
Auxiliary contact optional, pluggable by the user, easy to retrofit

	Art. No.
 1 NC Max. 500 V AC, max. 110 V DC Max. 6 A 1 x AWG 20 to 2 x AWG 14, 1 x 0.5 to 2 x 2.5 mm ² , solid/finely stranded	150688
1 NO Max. 500 V AC, max. 110 V DC Max. 6 A 1 x AWG 20 to 2 x AWG 14, 1 x 0.5 to 2 x 2.5 mm ² , solid/finely stranded	150690
1 NO, gold-plated contact Max. 500 V AC, max. 110 V DC Max. 6 A 1 x AWG 20 to 2 x AWG 14, 1 x 0.5 to 2 x 2.5 mm ² , solid/finely stranded	150692

Dust cover for receptacles, series 8571

	Art. No.
 Retrofittable dust protection for 4-pole, 5 wire sockets	253117

Plug

	Art. No.
 plug, 4-pole, 5 wire, 277/480 V AC, 50 / 60 Hz, 30 A	294403

Spare Parts

Repair set for receptacles series 8571

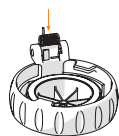
	Art. No.
--	----------

Installation equipment

Flange socket 30 A

Flange socket

8571/25-507-S-XX-X-00-XXX Art. No. 294389



8571 4-pole, 5 wire, hinged cover repair set, red

275489

We reserve the right to make alterations to the technical data, dimensions, weights, designs and products available without notice. The illustrations cannot be considered binding.